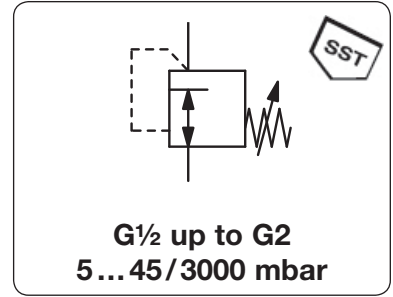
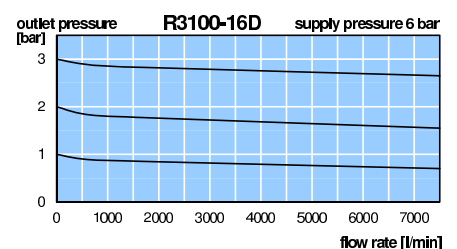
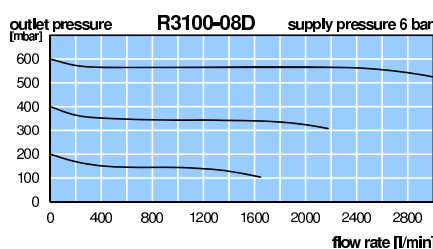
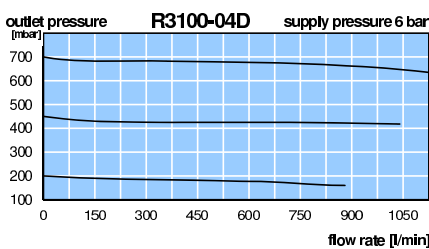


Description	Precision low pressure regulator with large diaphragm, completely made of stainless steel.	
Media	compressed air or gases	
Supply pressure	max. 7 bar, min. 1 bar	
Air consumption	without constant bleed	
Adjustment	by adjusting screw at R3100-04, -06 to -1A (A,B,C), - 12 and -16 by T-handle at R3100-06 to --1A (D,E), with locknut	
Relieving function	non-relieving	
Gauge port	G $\frac{1}{4}$ on both sides of the body, one screw plug supplied	
Mounting position	any	
Temperature range	0 °C bis 80 °C / 32 °C to 176 °F, FKM or EPDM 0 °C bis 130 °C / 32 °C to 266 °F, high temperature version, for appropriately conditioned compr. air down to -20 °C / - 4 °F, or low temperature down to -40 °C/-40°F	
Material	Body: stainless steel 316L, material no. 1.4404 Diaphragm: NBR/Buna-N with PTFE coating	O-rings: FKM Inner valve: stainless steel 316L / 1.4404



Dimensions			K _v -value	Flow rate		Supply pressure max. bar	Connection-thread G	Pressure range mbar	Order number
A	B	C		m ³ /h	l/min*1				

Low pressure regulator						made of SST, supply pressure max. 7 bar, non-relieving diaphragm NBR/Buna-N with PTFE coating, FKM o-ring			R3100	
80	177	37	0.4	60	1000	6	G $\frac{1}{2}$ *2	5 ... 45	20 ... 200	R3100-04A R3100-04C R3100-04D
161	217	68	1.8	180	3000	7	G $\frac{3}{4}$	5 ... 45	10 ... 120	R3100-06A R3100-06B R3100-06C R3100-06D R3100-06E
161	296	53						15 ... 700	200 ... 1200	
161	217	68	1.8	180	3000	7	G1	5 ... 45	10 ... 120	R3100-08A R3100-08B R3100-08C R3100-08D R3100-08E
161	296	53						15 ... 700	200 ... 1200	
265	217	68	1.8	180	3000	7	G1 $\frac{1}{4}$	5 ... 45	10 ... 120	R3100-10A R3100-10B R3100-10C R3100-10D R3100-10E
265	296	53						15 ... 700	200 ... 1200	
265	217	68	1.8	180	3000	7	G1 $\frac{1}{2}$	5 ... 45	10 ... 120	R3100-1AA R3100-1AB R3100-1AC R3100-1AD R3100-1AE
265	296	53						15 ... 700	200 ... 1200	
171	431	97	5.7	480	8000	6	G1 $\frac{1}{2}$	20 ... 50	50 ... 150	R3100-12A R3100-12B R3100-12D R3100-12G
171	467	97						150 ... 300	300 ... 3000	
171	430	97						300 ... 3000		
171	431	97	5.7	480	8000	6	G2	20 ... 50	50 ... 150	R3100-16A R3100-16B R3100-16D R3100-16G
171	467	97						150 ... 300		
171	430	97						300 ... 3000		



*1 at 6 bar supply pressure and 1 bar / 0.7 bar (-04) outlet pressure *2 G $\frac{3}{4}$ thread at outlet

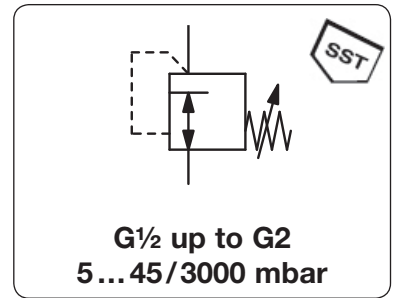
Gauges: see chapter for measuring devices

PDF CAD
www.aircom.net

Order example:
R3100-04A



Description	Precision low pressure regulator with large diaphragm, completely made of stainless steel.		
Media	compressed air or gases		
Supply pressure	max. 7 bar, min. 1 bar		
Air consumption	without constant bleed		
Adjustment	by adjusting screw at R3100-04, -06 to -1A (A,B,C), - 12 and -16 by T-handle at R3100-06 to --1A (D,E), with locknut		
Relieving function	non-relieving		
Gauge port	G $\frac{1}{4}$ on both sides of the body, one screw plug supplied		
Mounting position	any		
Temperature range	0 °C bis 80 °C / 32 °C to 176 °F, FKM or EPDM 0 °C bis 130 °C / 32 °C to 266 °F, high temperature version, for appropriately conditioned compr. air down to -20 °C / - 4 °F, or low temperature down to -40 °C/-40°F		
Material	Body: stainless steel 316L, material no. 1.4404	O-rings: FKM	Inner valve: stainless steel 316L / 1.4404
	Diaphragm: NBR/Buna-N with PTFE coating		



Dimensions			K _v -value	Flow rate	Supply pressure	Connection- thread	Pressure range	Order number
A	B	C	(m ³ /h)	m ³ /h*1	l/min*1	max. bar	G	mbar
mm	mm	mm	(m ³ /h)	m ³ /h*1	l/min*1	max. bar	G	mbar

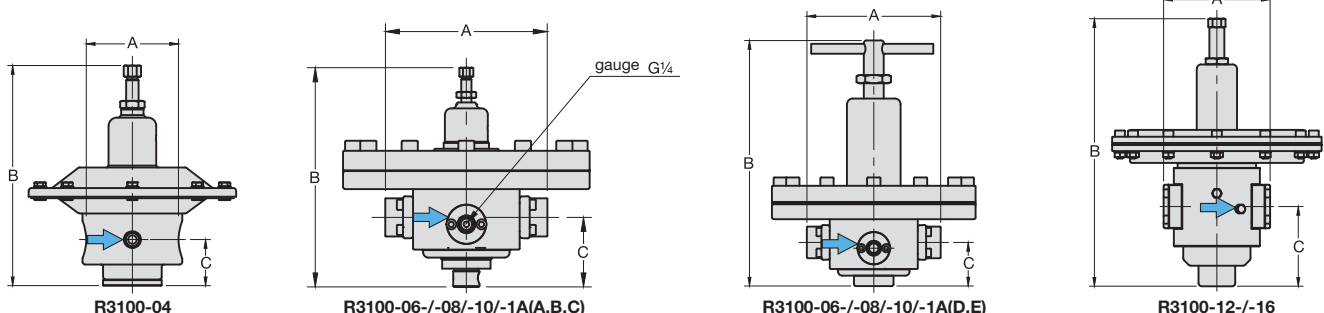
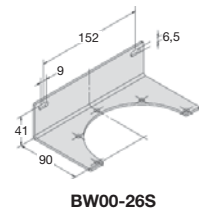
Special options, add the appropriate letter

NPT	connection thread	R3100- ... N
EPDM o-ring	FDA-approval	R3100- ... TD
down to -40 °C/-40 °F	low temperature version	from G $\frac{1}{4}$ (02) on R3100- ... X51
up to 130 °C/266 °F	high temperature version	from G $\frac{1}{4}$ (02) on R3100- ... X54
ammonia	NH ₃	R3100- ... 02
carbon dioxide	CO ₂	R3100- ... 03
argon	Ar	R3100- ... 05
nitrogen	N ₂	R3100- ... 07
helium	He	R3100- ... 09
hydrogen	H ₂	R3100- ... 11
methane	CH ₄	R3100- ... 13
natural gas *3		R3100- ... 14
oxygen	O ₂	R3100- ... 15
propane	C ₃ H ₆	R3100- ... 16
nitrous oxide	N ₂ O	R3100- ... 17
flange connection	see end of the chapter / flanges	R3100- ... F .



Accessories

pressure gauge	Ø 63 mm, 0...*2 mbar, G $\frac{1}{4}$, capsule type	up to 600 mbar	MS6302- ... *2
	Ø 63 mm, 0...*2 bar, G $\frac{1}{4}$, Bourdon tube	from 1 bar on	MS6302- ... *2
connect. parts gauge		for G $\frac{1}{2}$	AM-03S
mounting bracket		for G $\frac{1}{2}$	BW00-26S



*1 at 6 bar supply pressure and 1 bar / 0.7 bar (-04) outlet pressure *3 without DVGW-approval
*4 B6 = 0...60 mbar, C3 = 0...250 mbar, C4 = 0...400 mbar, C6 = 0...600 mbar, 02 = 0...2 bar, 04 = 0...4 bar, 06 = 0...6 bar

Gauges: see chapter for measuring devices

PDF CAD
www.aircom.net



Order example:
MS6302-B6